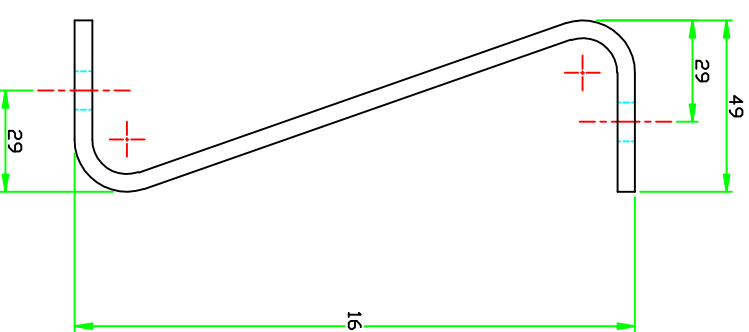
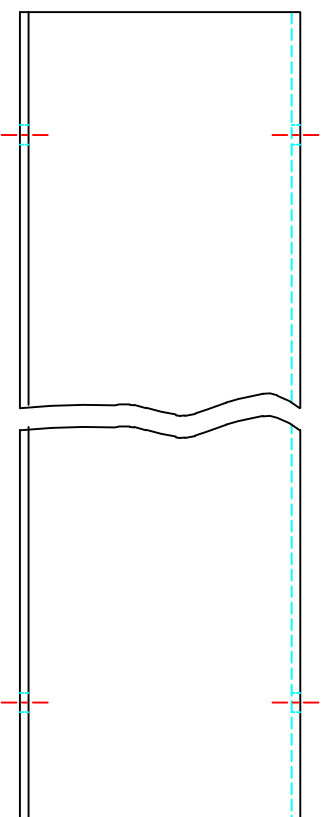
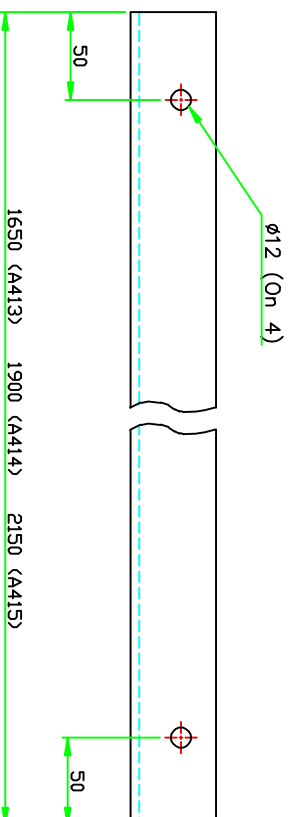




TOLERANCE BOX		TOLERANCE	
RANGE		-	+
0	LESS THAN 400	- 0	+ 2.0
400	LESS THAN 800	- 0	+ 4.0
MORE THAN 800		- 0	+ 6.0



- NOTES :
1. DIMENSIONS ARE IN MILLIMETRES
  2. TOLERANCES STATED IN TOLERANCE BOX, EXCEPT WHERE OTHERWISE STATED
  3. REMOVE ALL BURRS AND SHARP EDGES
  4. DURABLY MARK MANUFACTURER'S IDENTIFICATION AND DATE (DAY MONTH & YEAR e.g. 21 08 2006)

- STAMP DETAIL**
- VETEX A413 21 08 2006
  - VETEX A414 21 08 2006
  - VETEX A415 21 08 2006



**Corus distribution & Building Systems**

CORUS CEP, LLANWERN WORKS  
NEWPORT, S.WALES, UK, NP19 4QZ.

Sales tel: +44(0)1633 290011 Fax: +44 (0)1633 464508  
Technical tel: +44(0)1633 752100 Fax: +44 (0)1633 464508

**CORUS** email: [salesorders@corusgroup.com](mailto:salesorders@corusgroup.com)

FINISH GALVANISED  
MATERIAL

**MODELS**  
A413, A414 & A415

DESCRIPTION		TRANSITION DRIVER POST	
CUSTOMER	VETEX	DRW. No.	Sh. REV.
PRODUCT			
DATE	04/02/08		
DRAWN	MP	CHECKED	
SCALE	NTS		
		VC17C	1 0