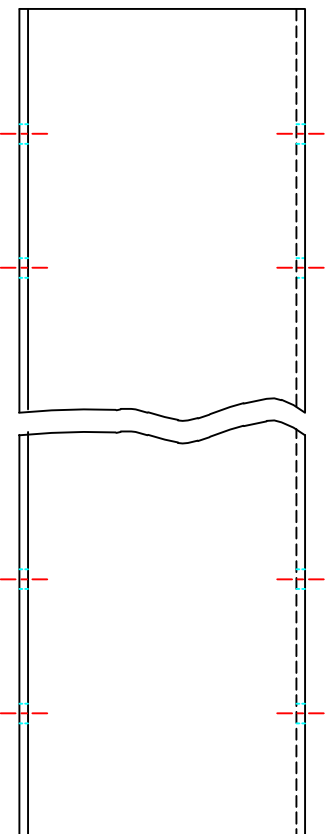
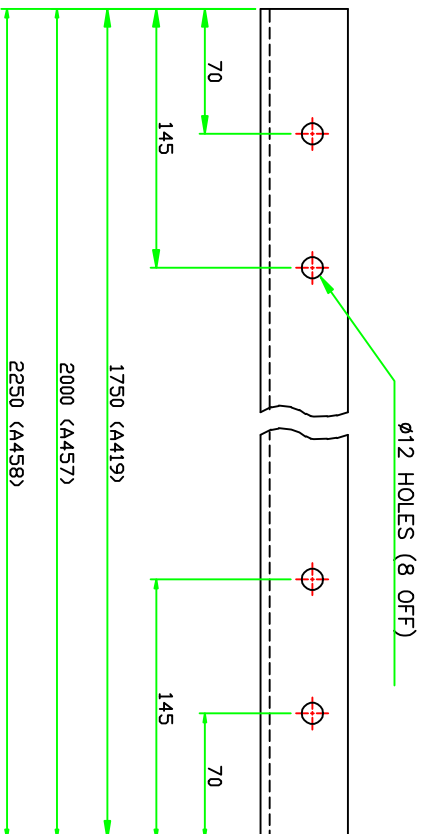
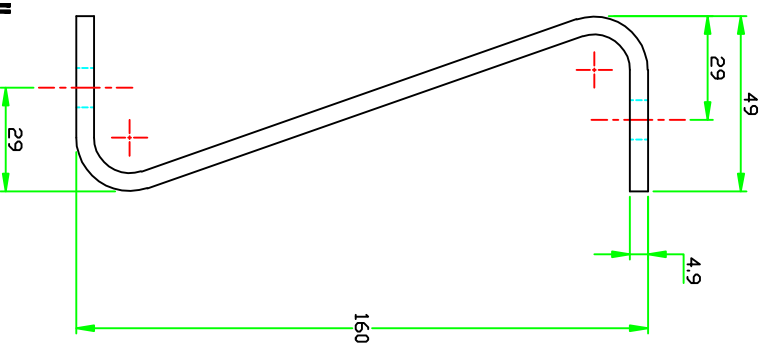


TOLERANCE BOX	
RANGE	TOLERANCE
0 LESS THAN	400 -0 + 2.0
400 LESS THAN	800 -0 + 4.0
MORE THAN	800 -0 + 6.0



STAMP DETAIL



- NOTES:
1. DIMENSIONS ARE IN MILLIMETRES
 2. TOLERANCES STATED IN TOLERANCE BOX, EXCEPT WHERE OTHERWISE STATED
 3. REMOVE ALL BURRS AND SHARP EDGES
 4. DURABLY MARK MANUFACTURER'S IDENTIFICATION AND DATE (DAY MONTH & YEAR e.g. 21 08 2006)

- ➔ VETEX A419 21 08 2006
- ➔ VETEX A457 21 08 2006
- ➔ VETEX A458 21 08 2006



Corus distribution & Building Systems

CORUS CEP, LLANWERN WORKS
NEWPORT, S.WALES, UK.NP19 4QZ.

Sales tel: +44(0)1633 290011 Fax:+44 (0)1633 464508
Technical tel: +44(0)1633 752100 Fax:+44 (0)1633 464508

© **CORUS** email: safetoads@corusgroup.com

Rev No	Revision Notes	Rev. Date	By
7	A419 Posts Added	17/10/07	R.P
6	Drawing placed on new border	08/01/07	R.P
5	Identification Holes Removed	16/11/06	R.P
4	Tolerance Changed to Minus 0, Plus 2, 4, 6	09/10/06	R.P
3	Drawing redrawn and renumbered	19/09/06	R.P
2	4 extre holes and 2250 length added	25/04/06	R.J

FINISH	MATERIAL	DESCRIPTION	DRAWN POST	DRW. No.	Sh.	REV.
GALVANISED				VC12C	1	7

MODELS
A419, A457 & A458

DATE	BY	CHECKED	SCALE
19/09/06	RP	CHECKED	