
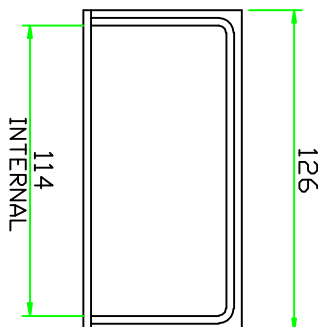

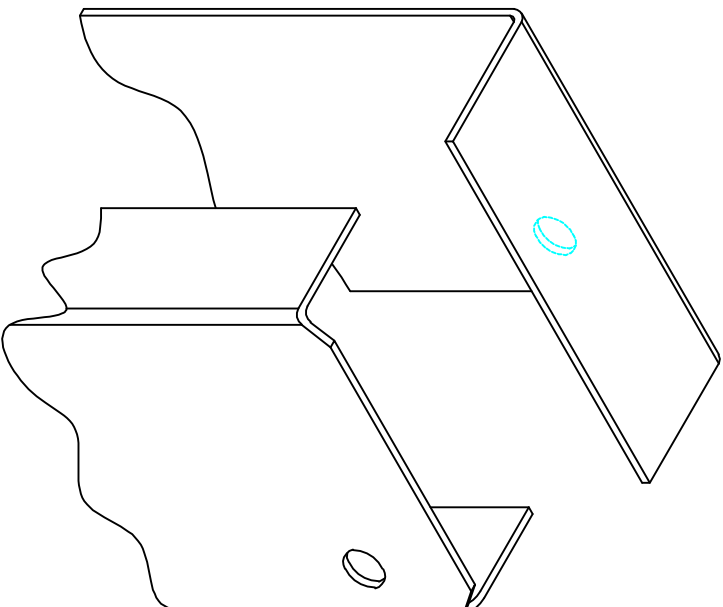


TOLERANCE BOX	
RANGE	TOLERANCE
0 LESS THAN 400	+2.0 -0
400 LESS THAN 800	+4.0 -0
MORE THAN 800	+6.0 -0



ITEM No	A	WELD DETAIL
A70 B	380	4 x 50
A70 D	420	4 x 50
A70 E	450	4 x 50
A70 F	470	4 x 50
A70 H	520	5 x 50
A70 K	570	6 x 50



- NOTES :
1. DIMENSIONS ARE IN MILLIMETRES
 2. TOLERANCES STATED IN TOLERANCE BOX, EXCEPT WHERE OTHERWISE STATED
 3. REMOVE ALL BURRS AND SHARP EDGES
 4. DURABLY MARK MANUFACTURER'S IDENTIFICATION AND DATE (DAY MONTH & YEAR e.g. 21 08 2006).
 5. WELD SYMBOLS TO BS EN 22 553
 6. FOR USE WITH POST A218
 7. OTHER METHODS OF MANUFACTURE MAYBE USED
 8. * ALL WELDS 50MM LONG WITH 50MM SPACING. START AND END MUST HAVE COMPLETED 50MM WELDS, SEE CHART FOR NUMBER OF WELDS REQUIRED



Corus & Building Systems
 CORUS GB, LUMBERN WORKS
 NEWPORT, SWALE, UK NP23 4DZ.
 Sales tel: +44(0)1533 280011 Fax: +44 (0)1533 484508
 Technical tel: +44(0)1533 792100 Fax: +44 (0)1533 484508
 Corus Building Systems

Rev No.	Revision Notes	Rev Date	By
9	Additional Hanging Hole Added	20/07/07	R.P.
8	Additional Sockets Lengths Added	23/11/06	R.P.
7	Internal Dimension was 114 x 52	13/11/06	R.P.
6	Drawing redrawn and renumbered	26/09/06	R.P.
5	New Design	15/09/06	R.J

DESCRIPTION	STATUS (ALTERNATIVE NO)	DATE	BY	CHK	APP
DESIGN	REVISED				
DRAWN	CHECKED				
DATE					
BY					
CHK					
APP					

DMV. No. 1
 S. No. 9