


TATA STEEL



Trench Sheeting



CONSTRUCTION

DESIGNED TO SUPPORT

Tata Steel Construction Products are a leading manufacturer of trench sheeting in the UK. All sheets are exclusively manufactured from quality Tata Steel and cold rolled at our Llanwern site to provide the perfect support solution.

Tata Steel Construction Products has over 50 years experience in the design and manufacture of cold rolled steel. We offer customers a quality product, value-engineered to suit a range of applications at an affordable price.

Our product range has been developed as a robust solution for temporary and permanent use. We offer comprehensive sales and technical support throughout all aspects of trench sheeting from design, manufacture and supply.





As a global manufacturer Tata Steel Construction Products are dedicated to the needs of the Construction sector. The strength, speed and flexibility afforded by trench sheeting makes it the ideal support solution. The durability and ease of extraction means that all Tata Steel Trench sheeting can be reused to encourage sustainable construction.

Ease of installation

A high strength to weight ratio means that 8m lengths can be expertly driven into place with minimal risk of damage whilst using conventional equipment. Our product range has been designed to encourage simple extraction, allowing effortless removal of the complete element through a hole positioned at the top of each sheet.

Thickness

Various gauges are available to allow for ground conditions and corrosion possibilities.

Adaptable

Corner can be manufactured to specific designs on selected profiles.

Endurance

When used in permanent structures, it is important to note that trench sheeting will be subjected to stresses and bending movement from surrounding pressure.


Life Span

The life span of trench sheeting can fluctuate in accordance with its working environment. Several elements need to be considered including the degree of corrosion and whether additional weather protection is required.

Working conditions can vary even within a single installation. Tata Steel Construction Products recommend that customer's installing trench sheeting within corrosive environments enhance the product performance to suit each application. We offer a hot dip galvanised finish to BS EN ISO 1461 Standard on all trench sheeting.

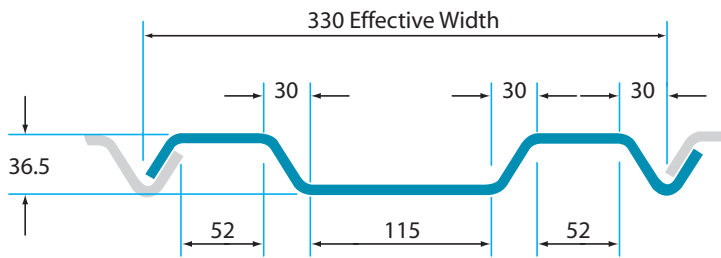
Tata Steel Construction Products and the Environment

The recycled content of products made from steel strip is 15%, as defined by ISO 14021. Tata Steel products are 100% recyclable and steel can be recycled repeatedly without any reduction in properties or performance.



STANDARD LAP

The overlapping trench sheeting profile is designed primarily for construction work and also temporary deployment.




General Information

Description	Lightweight piling profile
Benefits	Designed to achieve a high strength to weight ratio, providing a safe environment for those working in trenches, particularly useful when different services cross
Function	Designed for construction work and temporary deployment in trenches and cofferdams
Applications	Basements, sewerage, water, gas or other service providers
Duration	Temporary or permanent
Product finish	Self-coloured or hot dip galvanised to BS EN ISO 1461
Available lengths	1m to 85m (bespoke lengths available upon request)
Thickness	3.4mm and 5.0mm
Industry standard lengths	3m, 4m, 6m

- Galvanised – a protective coating of zinc
- Self Colour – non galvanised (rolled state)

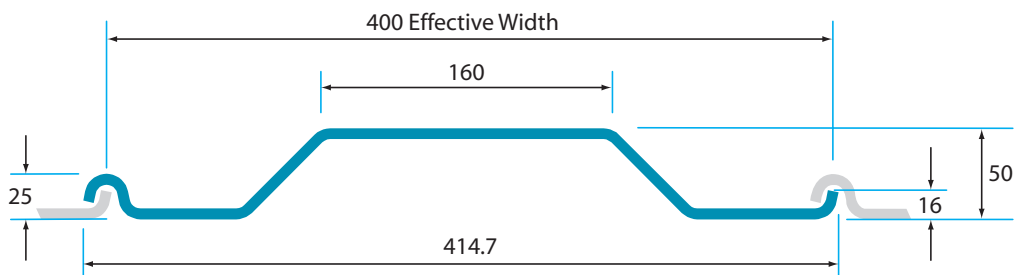
Technical Information

Effective width per sheet (mm)	330
Thickness (mm)	3.4
Depth (mm)	35
Weight per linear metre (kg/m)	10.8
Weight per m ² (kg)	32.9
Section modulus per metre width (cm ³)	48.3
Section modulus per sheet (cm ³)	15.9
I value per metre width (cm ⁴)	81.7
I value per sheet (cm ⁴)	26.9
Total rolled metres per tonne	92.1



KD4

The overlapping trench sheeting profile is a heavier version of the Standard Lap, with a wider gauge and width coverage, designed in large for construction work.




General Information

Description	Medium weight piling profile
Benefits	Designed to achieve a high strength to weight ratio, providing a safe environment for those working in trenches, particularly useful when different services cross
Function	Designed for construction work and temporary deployment in trenches and cofferdams
Applications	Basements, sewerage, water, gas or other service providers
Duration	Temporary or permanent
Product finish	Self-coloured or hot dip galvanised to BS EN ISO 1461
Available lengths	1m to 85m (bespoke lengths available upon request)
Thickness	6.0mm
Industry standard lengths	3m, 4m, 5m, 6m

- Galvanised – a protective coating of zinc
- Self Colour – non galvanised (rolled state)

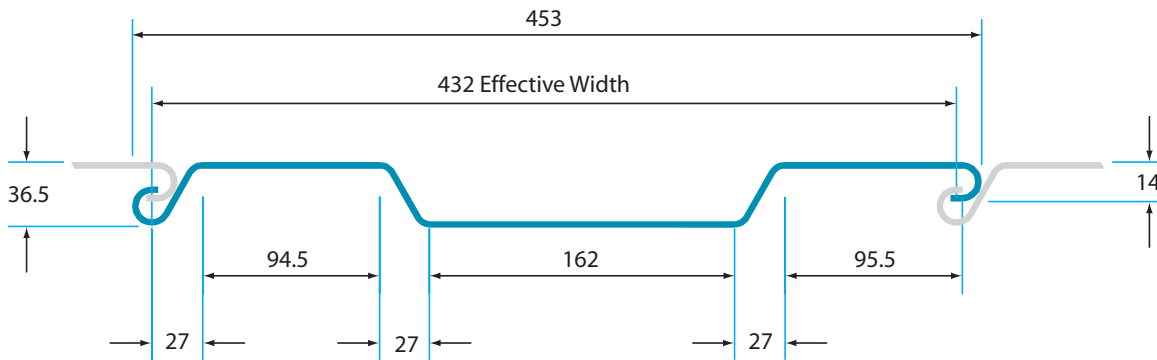
Technical Information

Effective width per sheet (mm)	400
Thickness (mm)	6.0
Depth (mm)	50
Weight per linear metre (kg/m)	21.90
Weight per m ² (kg)	55.2
Section modulus per metre width (cm ³)	101
Section modulus per sheet (cm ³)	40.34
I value per metre width (cm ⁴)	250
I value per sheet (cm ⁴)	101
Total rolled metres per tonne	45.659



INTERLOCKING L8

Designed with wider coverage width the L8 sheet offers ease of installation, particularly in areas of restricted height.



General Information

Description	Unique side locating, interlocking, watertight clutch sheet
Benefits	Ease of installation, particularly in areas of restricted height i.e. under bridges. Wider cover width saves on installation costs and time
Function	Used when ground conditions require added support, the sheet becomes a strengthening membrane to the earth or river/canal banks
Applications	Canals, river banks and marinas
Duration	Temporary or permanent
Product finish	Self-coloured or hot dip galvanised to BS EN ISO 1461
Available lengths	1m to 85m (bespoke lengths available upon request)
Thickness	3.4mm
Industry standard lengths	1.8m, 2.4m

- Galvanised – a protective coating of zinc
- Self Colour – non galvanised (rolled state)

Technical Information

Effective width per sheet (mm)	432
Thickness (mm)	3.4
Depth (mm)	35
Weight per linear metre (kg/m)	15.4
Weight per m ² (kg)	33.6
Section modulus per metre width (cm ³)	51.5
Section modulus per sheet (cm ³)	22.2
I value per metre width (cm ⁴)	84.9
I value per sheet (cm ⁴)	36.6
Total rolled metres per tonne	68.9




ACCESSORIES

Alongside the main profiles is a wide range of accessories available to offer a complete solution.

L8 Accessories

Code	Accessory
WM57A	Waling Bar
WF57A	Waling Bolt
L8AP750	Anchor Pile
WTB18	Waling Tie Bar 1.8m long
WTB24	Waling Tie Bar 2.4m long
TBE Tie	Bar Extensions
TBC Tie	Bar Connector
HBX01	Trench Trough



Anchor Pile

a small pile connected to a structure by one tie to furnish lateral support.



Waling Bar

Used to provide additional strength.




Tie Bar, Waling Bolt

Used to connect the trench sheet to the anchor pile.



Trench Trough

Bolted below the waterline, allowing aquatic plants to flourish without causing maintenance problems.



Driving Cap

Used to significantly reduce excessive damage for all types of trench sheets during installation.

www.tatasteel.com

Care has been taken to ensure that the contents of this publication are accurate, but Tata Steel Europe Limited and its subsidiaries, which includes Tata Steel UK Limited, do not accept responsibility or liability for errors or information that is found to be misleading. Suggestions for, or descriptions of, the end use or application of products or methods of working are for information only and Tata Steel Europe Limited and its subsidiaries accept no liability in respect thereof.

Before using products or services supplied or manufactured by Tata Steel Europe Limited and its subsidiaries, customers should satisfy themselves as to their suitability.

Copyright 2010 Tata Steel UK Limited

Tata Steel Construction Products

Llanwern Works

Newport

South Wales,

NP19 4QZ

United Kingdom

T: +44 (0) 1633 290011

F: +44 (0) 1633 464508

E: cep.sales@tatasteel.com

www.tatasteelcp.com